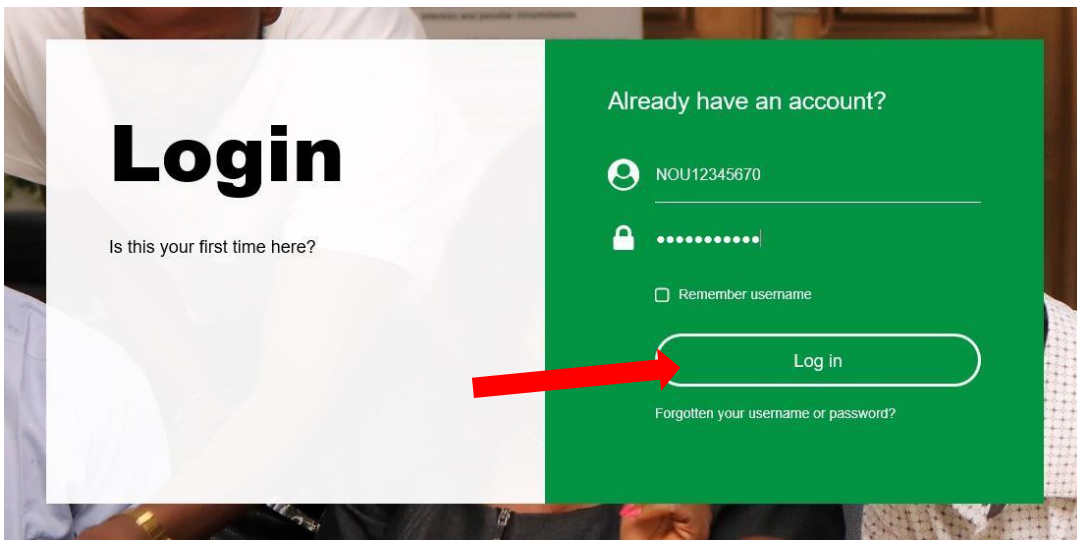


## Hot to Access the eLearn Platform

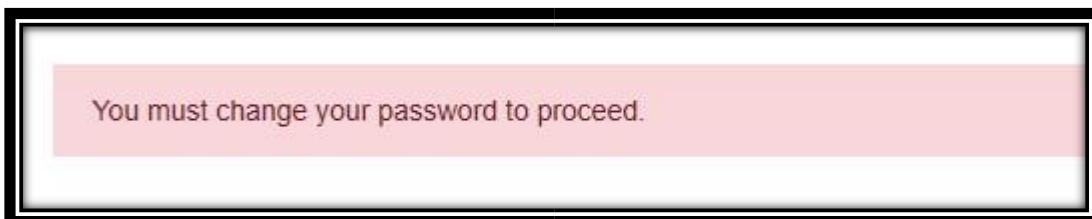
- Type in the URL <https://elearn.nouedu2.net> into your web browser
- Locate 'Log in' at the top right corner of the page as displayed below



- Input your Matric Number as Username and Password (**NOU in small case letters for password**) and click on 'Log in' to proceed as displayed below.



- Once you are logged in, you will be required by the administrator to change your password.



- To change your password, type in your matriculation number (**NOU should be in small case letters**) into the 'current password' box as displayed in the snapshot below.

- Type in you desired password into the ‘New Password’ box, retype the new password again into the next box and click on ‘Save Changes’. **Please Note: Use a password you can always remember.**

You must change your password to proceed.

### Change password

Username nou12345670

The password must have at least 3 characters, at least 1 lower case letter(s)

Current password ⓘ

New password ⓘ

New password (again) ⓘ

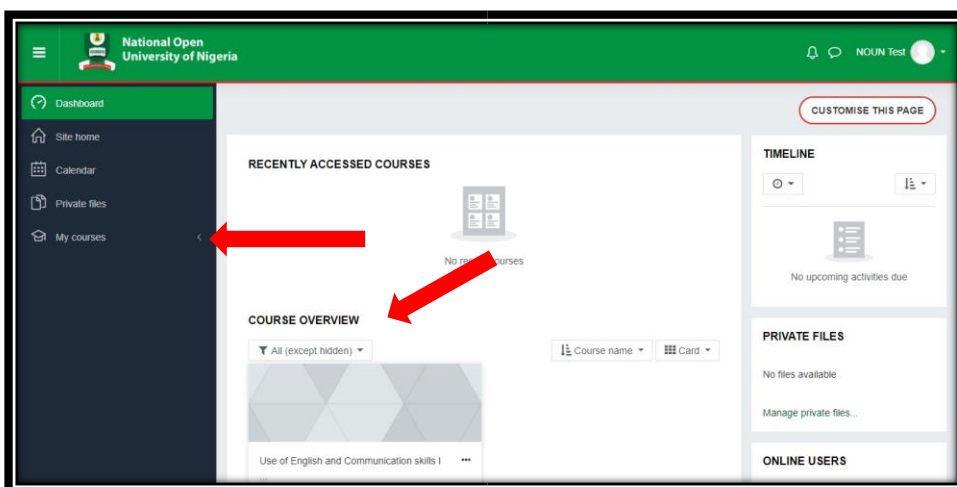
**Save changes**

There are required fields in this form marked ⓘ .

- If your changes have been saved successfully, you will get a confirmation message to that effect.

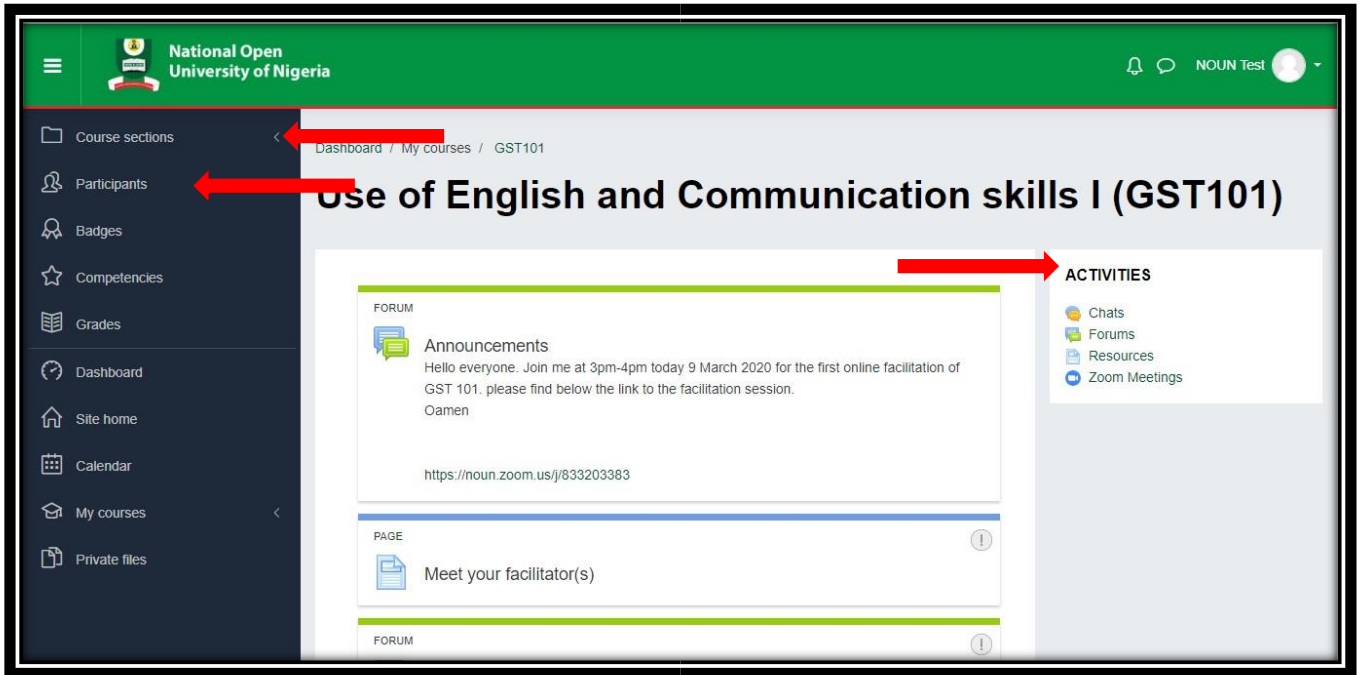
## YOUR DASHBOARD

- On completion of all the steps outlined above, you will arrive at your dashboard. You will be taken on a short tour around the interface automatically through pop up guides.
- You will find your courses at the ‘Course Overview’ section of your dashboard or through a dropdown list by clicking on the ‘My Courses’ tab located on the left hand side as indicated in the picture below



- Click on any of the courses to access the course page

## NAVIGATING THROUGH YOUR COURSE PAGE



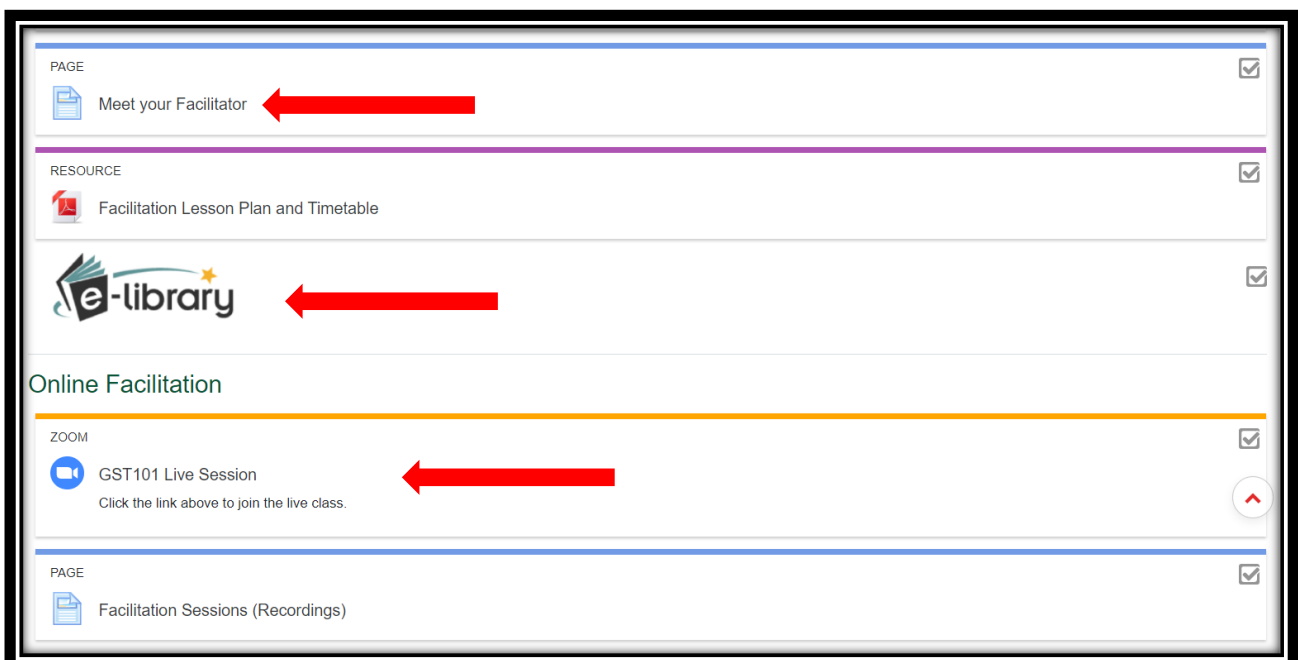
- On entry, you will see a page similar to the snapshot above.

### Course Sections

Clicking on the **'Course Sections'** tab located on the left side of the screen will give a dropdown list of all sections on the course page for easy access. You can click on any to jump to that section without making use of the scroll bar.

### Participants

Also located on the left, just below the **'Course Sections'** tab is the **'Participants'** tab which allows you view all students registered to that course.



## **Meet your facilitator(s)**

To know more about the facilitator of the course, you can click on the link labelled 'Meet your facilitator'.

## **e-Library**

A PDF will be located under this section containing links to various resources made available by the facilitator. The file can be downloaded or viewed online.

## **Online Facilitation**

Under this section, a link to the Zoom class and a page containing links to recorded sessions of the live class will be made available to you.

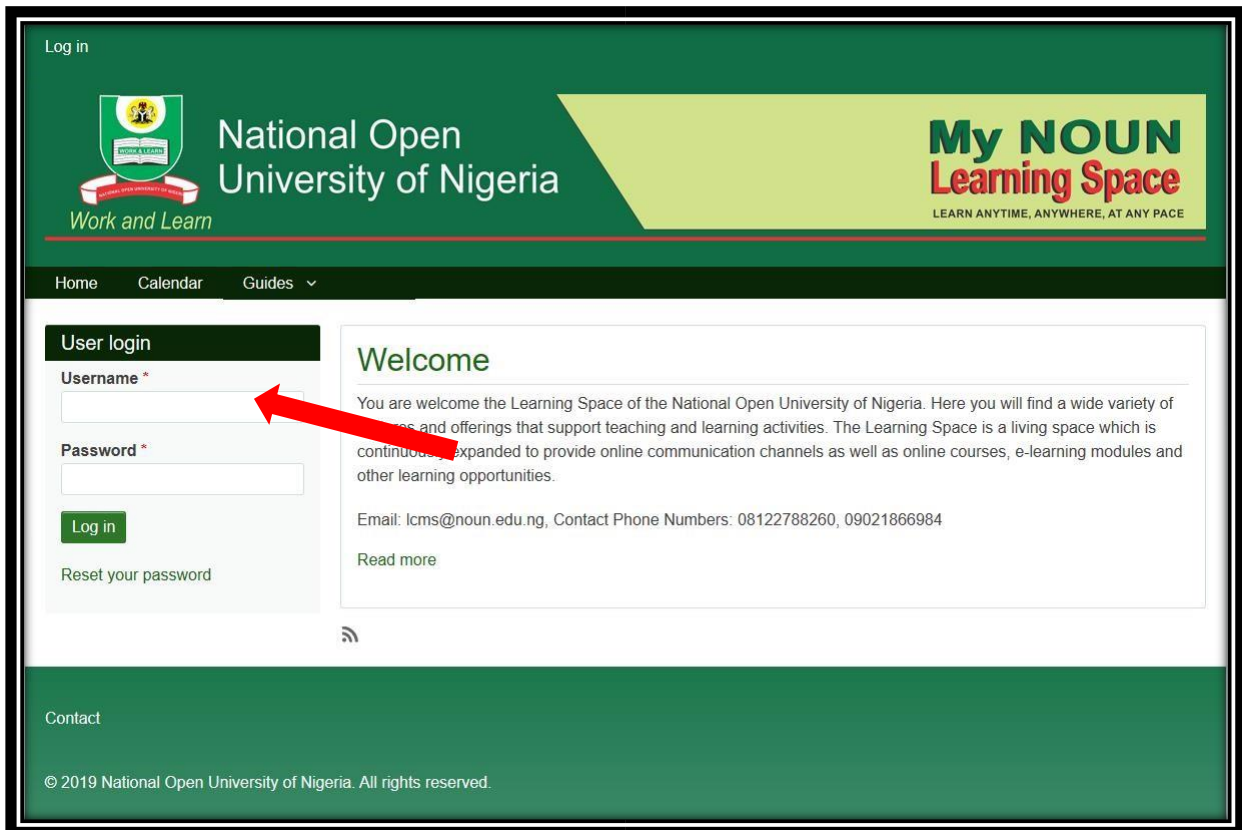
To join the Live class at the specified time communicated to you by the facilitator, click on the zoom link and select 'Join Meeting'. Your zoom application will be automatically triggered, and you will be granted access to the class.

If you miss a session, you can access it by clicking on the 'Facilitation Sessions (Recordings)' link to access the recorded classes.

For better understanding and detailed explanation, please see the video guide.

## GUIDE ON HOW TO ACCESS YOUR LEARNINGSPLACE ACCOUNT AS A NEW STUDENT

- Type in the url <https://mylearningspace.nouedu2.net> into your web browser to access the platform



Log in

National Open University of Nigeria  
Work and Learn

My NOUN Learning Space  
LEARN ANYTIME, ANYWHERE, AT ANY PACE

Home Calendar Guides ▾

**User login**

Username \*

Password \*

Log in

Reset your password

**Welcome**

You are welcome the Learning Space of the National Open University of Nigeria. Here you will find a wide variety of courses and offerings that support teaching and learning activities. The Learning Space is a living space which is continuously expanded to provide online communication channels as well as online courses, e-learning modules and other learning opportunities.

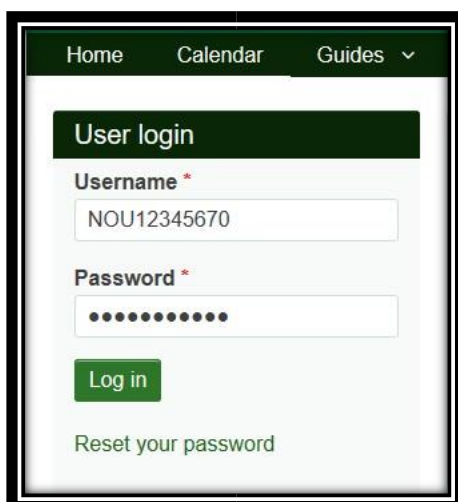
Email: lcms@noun.edu.ng, Contact Phone Numbers: 08122788260, 09021866984

Read more

Contact

© 2019 National Open University of Nigeria. All rights reserved.

- Log into the platform using your Matriculation Number as your username and password (**the NOU should be in small case letters while entering as your password**) as shown in the illustration below.



Home Calendar Guides ▾

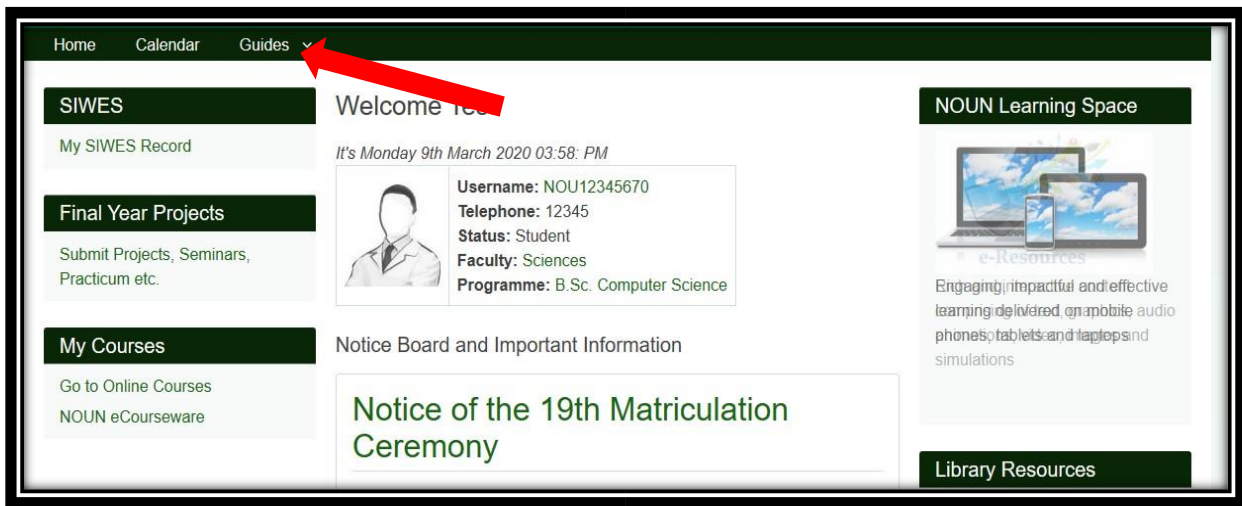
**User login**

Username \*  
NOU12345670

Password \*  
●●●●●●●●●●

Log in

Reset your password



- Click on the 'Guides' dropdown to view various guides on accessing the learning platform

On your MyLearningSpace platform, you will get access to the timetable for the semester, alongside other necessary information posted regularly to make your study interesting and informative.